



 **Speedglas™**  
Welding Safety

# 3M™ Speedglas™ G5-03TW Pro Welding Helmet

---

# Why 3M™ Speedglas™?

## The #1 brand in welders' PPE

Trust in a brand can't be built overnight. It takes years to become known and even longer to be trusted. In 1981, over 40 years ago, Speedglas™ released the first ever auto-darkening welding helmet and has consistently set the benchmark ever since.

While other products and brands have come and gone, the 3M™ Speedglas™ brand, guided by welders, has continued to drive innovation and lead from the front.

Made in Sweden, Speedglas is the brand of choice for professional welders and remains the world's leading brand of personal protective equipment for welders.

The 3M™ Speedglas™ Welding Helmet G5-03 Pro Series is built for professional welders. A welding helmet versatile enough that you don't have to compromise on function, performance OR safety.

---

## CONTENTS

Helmet Breakdown	3
<b>NEW</b> TAP Technology	4
True-View Optics	5
Extra Bright Light State & Bluetooth® Connectivity	6
SideWindows & Head Harness	7
Configurable Extra Coverage	8
Optional Task Light	9
Technical Specifications	10
Optional Extras	11

# 3M™ Speedglas™ Welding Helmet G5-03TW Pro

The 3M Speedglas™ G5-03TW Pro is a highly versatile non-respiratory welding helmet designed for professional welders.



**Ergonomic head harness with 6 points of adjustment**

Read more on page 7



**TAP function for grind & cut**

Read more on page 4

**New advanced optics**

Read more on page 5



**Extra-large viewing area with SideWindows**

Read more on page 7




**Large coverage area**

**Selection of extended coverage available**

Read more on page 8

**Task light option**

Read more on page 9



TAP on the side of the welding helmet, with or without a glove, to easily switch between grind (or cut) mode and weld mode.

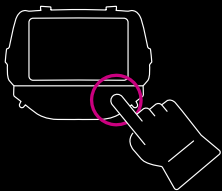
No need to remove your helmet and compromise your protection.

# Easy switching is just a TAP away

Switch quickly between modes (GRIND/CUT and WELD) by simply tapping the side of the helmet with your hand – even when wearing gloves.

The TAP function is robust and intuitive, and can be deactivated if needed.


Built into the G5-03TW welding lens, the TAP function can help to improve productivity with button-less control.



**1**  
Use the interface on the lens to set if you want to use TAP function with grind or cut mode.



**2**  
TAP on the side of the welding helmet to switch between GRIND and WELD mode or CUT and WELD mode.



**3**  
The welding lens will switch to the desired setting.



**4**  
Tap again and the lens switches back to welding mode.





Standard auto-darkening welding lens



Speedglas G5-03TW welding lens with True-View

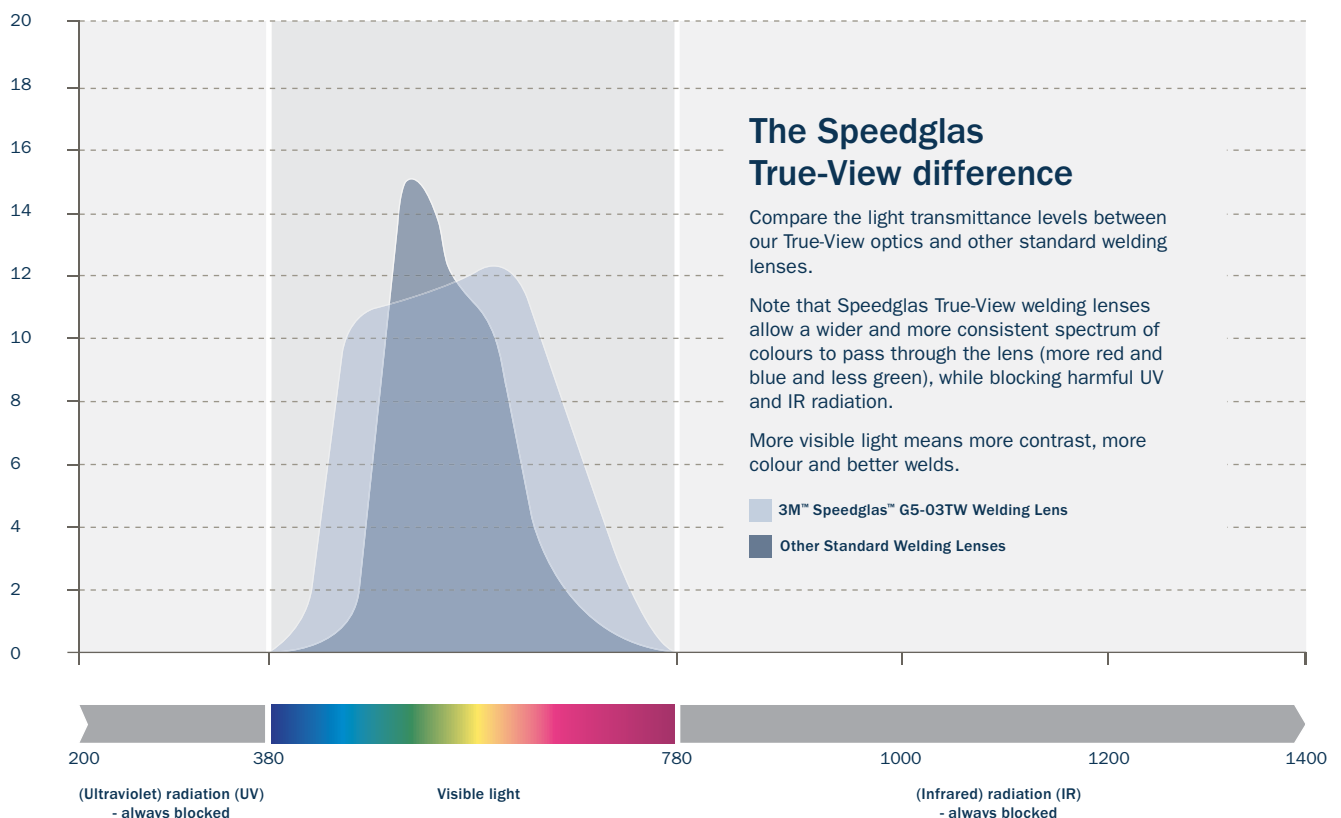
# A more natural light state

Imagine what more realistic-looking colours and details could do for your welds:

- Provide better control of your weld puddle – with a view that appears lighter, brighter and more realistic.
- Help you focus on your welding set-up, welding technique and inspection of just-completed welds.
- Give you a clearer view of coloured welding machine controls – even with your helmet in the safe, down position.



Transmittance (%)

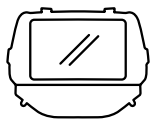




# Enhance your grinding

With an extra-bright light shade of 2.5, the G5-03TW welding lens is ideally equipped to provide even better clarity and contrast to maximise the benefit of True-View on welders' vision in the light state.

The 2.5 light state in combination with an optional task light will allow you to grind with increased visibility. The TAP function allows for quick and easy switching between welding and GRIND mode.



**Light state 2.5**



**TAP function**



**Task light**



## There's an app for that...

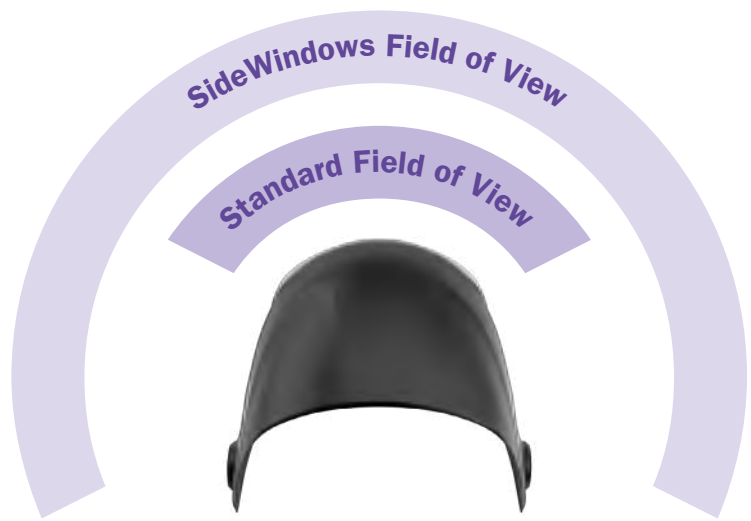
### Bluetooth® connectivity

- Opt in by securely pairing your smartphone to your G5-03TW welding lens using the 3M Connected Equipment App
- Control all your welding lens settings directly from your smart phone
- Program memory modes (settings for dark shades, sensitivity and delay)
- Easily record your welding helmet maintenance log to the App
- Review statistics including: when your ADL was first activated; hours on; hours in the dark state; hours in the light state; and the number of on/off cycles
- Have instant access to User Manuals and the Parts List

# Enhance peripheral vision

Speedglas SideWindows give you excellent peripheral vision as you weld.

Previously hidden peripheral hazards such as beams, obstacles, and other workers are now visible through two shade 5 side lenses (with conventional shade 13 UV/IR protection).



# Adjust your welding helmet, not yourself

Tailor your head harness to fit your preferences

## ① New headband design

Improved, self-adjusting comfort paddles along your forehead.

## ② Adjustment options

Control the distance and angle from your eyes to the clear visor and welding lens.

## ③ Extra-large back pad

Delivered with an optional extra-large back head pad for enhanced comfort.





# Configure your coverage

Enhance your head coverage with the small fabric head protection **16 90 20** or to better enable you to weld when looking down, remove the rigid neck protection and replace with the small fabric neck protection **16 90 41**



Increase coverage of your head, neck and chest by adding the larger fabric head cover **16 90 23** and/or the extended fabric neck protection **16 90 42**



When you need the durability of leather, attach the leather head protector **16 90 22** and the leather neck protector **16 90 43**



To maximize coverage from sparks, add the fabric shroud **16 90 30** and the extended, larger fabric head protection **16 90 23**. Also available as a kit, **16 90 35**





Designed to provide powerful uniform lighting from a welding working distance.

Positioned to cast a wide light on the workpiece with configurable light intensity.



G5-03 Pro Task Light Kit  
Part No 16 92 15

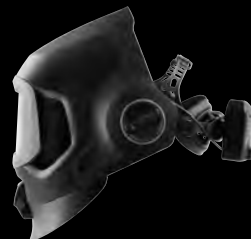
## Let there be light...

Built specifically for welding, the optional helmet-mounted task light helps welders stay productive in poorly lit areas.

It delivers a better view of the work area before and after welding, which can help to reduce fatigue.

3M™ Speedglas™ Task Light is designed to be low profile and lightweight.

For welders using the Welding Helmet G5-03 Pro, a battery pack comes in the kit and connects to the rear of the welding helmet for a balanced fit (pictured below).



# Technical specifications

Specification	3M™ Speedglas™ G5-03TW Pro 63 18 20
MMAW (electrode)	✓
MIG/MAG	✓
TIG (>10A)	✓
TIG (1A-10A)	✓
Plasma (welding and cutting)	✓
Hidden arc	✓
Tack welding	✓
Grinding (welding lens)	TAP Technology (shade 2.5)
Viewing area (welding lens)	73 x 109 mm
Battery lifetime	1 500 – 2 000 hours
Memory mode	Yes (via mobile app)
Dark state	Shades 5, 8-13
Light state	Shade 2.5 (with True-View)
UV/IR Protection	Shade 13 (permanent)
Switching time, light-dark	0.1 ms (+23° C)
Delay (switching time, dark-light)	50-1300 ms
Two step recovery	Yes (shade 5)
SideWindows	Yes
TAP Technology	Yes
Bluetooth® connectivity	Yes
Optional task light	Yes
Standards Compliance Eye protection Face protection	AS/NZS1338.1 AS/NZS1337.1

# Increase your comfort

## Accessories

Common for G5-03 Pro and G5-03 Pro Air



16 90 22 ●



16 90 43 ●



16 90 20 ●



16 90 41 ●



16 90 42 ●



16 90 23 ●



16 90 35 ●

16 90 30 ●



16 91 00 ●

## Optional Task Light

For G5-03 Pro Only



16 92 05 ●

16 92 15

Part No.	Description	Part No.	Description
16 90 20 ●	Head Protection Fabric (Small)	16 90 41 ●	Neck Protection Fabric (Small)
16 90 22 ●	Head Protection Leather	16 90 42 ●	Neck Protection Fabric (Large)
16 90 23 ●	Head Protection Fabric (Large)	16 90 43 ●	Neck Protection Leather
16 90 30 ●	Shroud	16 91 00 ●	Welding Hood
16 90 35 ●	Extended Cover Kit (Shroud and Large Head Cover Fabric)	16 92 05 ●	Lens Cover Task Light Pk=5
		16 92 15	Task Light Kit, Inc Battery & Cables

## Common parts between G5-01 and G5-03 Pro/G5-03 Pro Air



For optimal flexibility onsite, many G5-01 spare parts are also compatible with the G5-03 Pro and G5-03 Pro Air welding helmets. This allows you to hold less spare part inventory, while retaining the flexibility you need to customise your equipment.

All parts common with G5-01 are marked with a dot (●) after the part number.

Example: 16 90 30 ● Shroud





## About AWS

AWS was established in 1994 and has played a key role in the welding industry ever since.

As an advocate for welders' safety in Australia and New Zealand, AWS has published numerous Welding Safety White Papers, Welding Industry Reports, and Welding Fume Control Frameworks. AWS is a company that specialises in welding safety equipment, and it is our goal to raise awareness on the important issues that welders face.

As the sole agent for the 3M™ Speedglas™ range of welding helmets with integrated respiratory protection, the Nederman, Plymovent and Bomaksan range of portable local exhaust ventilation fume protection systems, the Translas on-gun welding fume extraction range, the range of Guide welding gloves, and a 3M personal protective equipment wholesaler, AWS are extremely well placed to help businesses understand the different types of product controls that can be introduced into the workplace to better protect welders and those who work in close proximity to welders.

For more information on welding fume monitoring, welding PPE, or welding fume LEV extraction options, please contact AWS.

[www.apexweldingsafety.com.au](http://www.apexweldingsafety.com.au)

Apex Welding Safety Pty Ltd  
T: (02) 9439 0111  
E: [sales@apexweldingsafety.com.au](mailto:sales@apexweldingsafety.com.au)

 [facebook.com/apexweldingsafety](https://facebook.com/apexweldingsafety)

 [youtube.com/awsspeedglas](https://youtube.com/awsspeedglas)

